



















People and Communities Committee

Quarterly Finance Report

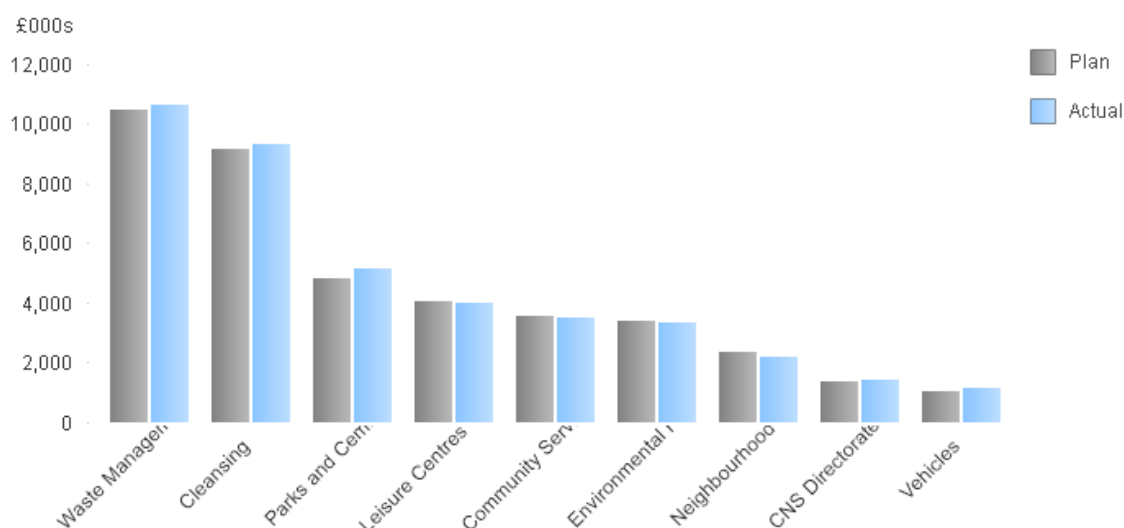
Report Period: Quarter 2, 2018/19

Dashboard

Quarter 2, 2018-2019

Revenue Section							Page
Committee	YTD	YTD Var £000s	Var %	Forecast	Forecast Var £000s	Var %	
Waste Management		177	1.7%		53	0.3%	3-5
Cleansing		177	1.9%		150	0.8%	
Parks and Cemetery Services		318	6.6%		70	0.7%	
Leisure Centres		(48)	(1.2)%		(25)	(0.3)%	
Community Services		(78)	(2.2)%		(40)	(0.6)%	
Environmental Health CN		(53)	(1.5)%		(295)	(4.2)%	
Neighbourhood and Development		(164)	(7.0)%		(110)	(2.7)%	
CNS Directorate Support		45	3.3%		0	0.0%	
Vehicles		102	9.8%		100	4.8%	
Total		477	1.2%		(98)	(0.1)%	

Committee Net Revenue Expenditure: Year to Date Position



The Quarter 2 position for People and Communities Committee is an over spend of £477k or 1.2% of the budget. The main reasons for this are:

Waste Management net expenditure at Quarter 2 is £177,474 (1.7%) above budget and is primarily in relation to uncontrollable increased contract costs.

Cleansing Services net expenditure at Quarter 2 is £176,905 (1.9%) above budget and is due to increased compensation claims, premises and staff costs.

Neighbourhood and Development Services net expenditure at Quarter 2 is -£163,586 (7%) below budget. There is £54k under spend in staff costs due to vacant posts and posts under review. There is an under spend of £68k in supplies and services due to delays in programmes. Grants are also currently under claimed by £117k.

CNS Directorate Support net expenditure at Quarter 2 is £45,414 (3.3%) over budget and is in relation to decreased income that was unplanned at the time of estimate.

Parks and Cemetery Services net expenditure at Quarter 2 is £317,914 (6.6%) over budget. Parks and Open Spaces Income from Fees and Charges is £75k over budget. There is £200k over spend in employee costs, due to agency cover and sickness cover and posts under review. Supplies and Services expenditure £258k over budget due to the programmes of work being ahead of schedule.

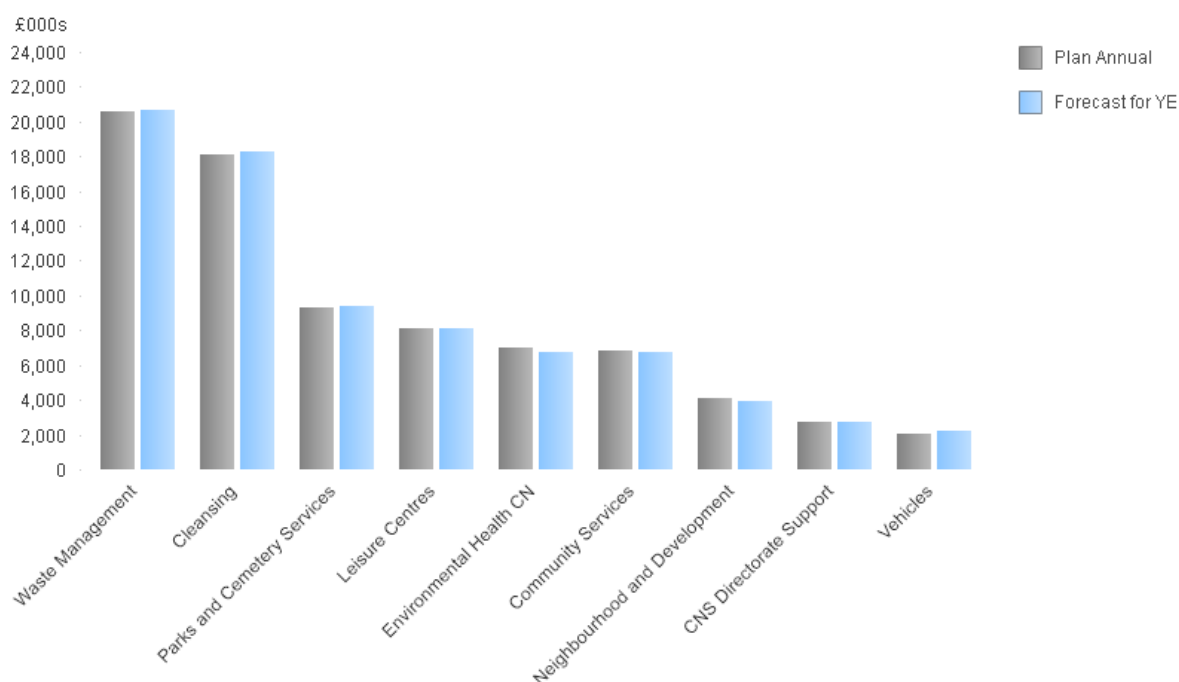
Leisure Services net expenditure at Quarter 2 is -£48,355 (1.2%) under budget due to premises insurance premiums and utilities at Templemore being lower than estimate.

Environmental Health (Excluding OSCP) net expenditure at Quarter 2 is £52,943 (1.5%) below budget and is due in the main to vacant posts/reduced hours and additional unplanned income.

Community Services net expenditure at Quarter 2 is -£77,920 (2.2%) below budget. The primary reason for this under spend is supplies and services underspend of (£94k) which reduce throughout the financial year.

Vehicles net expenditure at Quarter 2 is £101,943 (9.8%) over budget due to the hire of external vehicles

Committee Net Revenue Expenditure: Forecast for Year End



The Quarter 2 forecast for People and Communities Committee is under spent by £98,000 or 0.1% of the committee's budget.

The main reasons for this forecast are:

Waste Management is forecast to be to be £53,000 (0.3%) overspent. This relates in the main due to uncontrollable increased contract costs offset by the adoption of the migration of Food Waste from residual to organic waste.

Cleansing Services net expenditure is forecast to be £150,000 (0.8%) overspent, due in the main to increased compensation claims, premises and staff costs offset by efficiencies and increased income.

Parks and Cemetery Services net expenditure is forecast £70,000 (0.7%) overspent due to additional supplies and staff costs and a reduction in income for events

Leisure Services net expenditure is forecast to be -£25,000 (0.3%) underspent due to lower utility usage and lower insurance premiums

Environmental Health is forecast to be -£295,000 (4.2%) underspent, due to vacant posts/reduced hours, and additional income

Community Services net expenditure is forecast to be -£40,000 (0.6%) underspent due to vacant posts/posts under review and reduction in supplies and services

Neighbourhood and Development Services net expenditure is forecast to be -£110,000 (2.7%) underspent due to vacant posts/posts under review and additional income.

Directorate Support forecast to be on budget

Vehicle Maintenance is forecast to be £100,000 (4.8%) overspent due to the hire of external vehicles

People and Communities Committee

Section Expenditure Budgetary Analysis & Forecast

	Plan YTD £000s	Actuals YTD £000s	Variance YTD £000s	% Variance	Annual Plan 2018/2019 £000s	Forecast for Y/E at P6 £000s	Forecast Variance £000s	% Variance
Waste Management	10,460	10,638	177	1.7%	20,576	20,628	53	0.3%
Cleansing	9,148	9,325	177	1.9%	18,120	18,270	150	0.8%
Parks and Cemetery Services	4,807	5,125	318	6.6%	9,340	9,410	70	0.7%
Leisure Centres	4,064	4,016	(48)	(1.2)%	8,128	8,103	(25)	(0.3)%
Community Services	3,568	3,490	(78)	(2.2)%	6,788	6,748	(40)	(0.6)%
Environmental Health CN	3,419	3,366	(53)	(1.5)%	7,017	6,722	(295)	(4.2)%
Neighbourhood and Development	2,335	2,172	(164)	(7.0)%	4,064	3,954	(110)	(2.7)%
CNS Directorate Support	1,360	1,405	45	3.3%	2,726	2,726	0	0.0%
Vehicles	1,045	1,147	102	9.8%	2,090	2,190	100	4.8%
	40,207	40,684	477	1.2%	78,848	78,751	(98)	(0.1)%